

Spring 2013
EICAP Head Start
Community Assessment

P.O Box 51098
935 Lincoln Rd.
Idaho Falls, Idaho 83405

**EASTERN IDAHO COMMUNITY ACTION PARTNERSHIP
HEAD START COMMUNITY ASSESSMENT
2012-2013 School Year**

DEMOGRAPHIC MAKE-UP OF SERVICE AREA

The counties served by EICAP Head Start are Bonneville, Bingham, Lemhi, Madison, and Teton. These counties cover roughly 21,334 square miles in eastern Idaho; the area is a mix of rugged mountains, rolling hills and farmland. Idaho's total population averages about 1,595,728 people. There are about 207,424 residents in the five counties we serve. Eastern Idaho houses nearly 13% of the total population of the state in these five counties. Our program has slots for 241 children. With our ACF grant, we serve 217 children. The remaining 24 are served through TANF funding received from the Idaho Dept. of Health and Welfare. Sequestration reduced our total numbers to 230 total, 206 funded through ACF and 24 through our TANF grant.

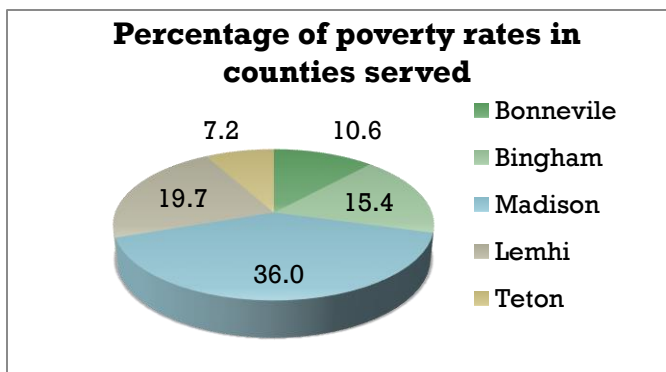
The primary population area is Bonneville County at an average of 106,684 people. Idaho Falls is the area's largest city with in this county with 10.6% of the population in poverty and unemployment currently at about 5.4%. The population of Bonneville County is primarily 95.4% Caucasian (11.5% Hispanic), but is the most diverse county in our service area with Blacks, Native Americans and other ethnic groups making up 4.6% of the total population. 2.1% of the population reports two or more races. EICAP Head Start has two centers in Idaho Falls where we serve 136 children and their families. The majority of slots (119) are federally funded with the remaining 17 funded by TANF. After sequestration, the number of federally funded slots in Bonneville County is 113. TANF continues to fund 17 slots.

Bingham County is the second largest county in our service area. Traditionally Bingham County is part of Region VI in Idaho's Health and Welfare or Health Department Region System while the rest of our service area is Region VII. This difference makes for some adjustments in service delivery and referrals. EICAP provides Head Start and housing services in this county. There are about 45,474 people in Bingham County where the poverty level is 15.4%. The unemployment rate in Bingham County is 5.8% lower than the State average of 6.2%. The population is about 89.8% Caucasian. 10.2% of Bingham County is comprised of other ethnic groups with Hispanics (17.6%) and Native Americans (7.0%) making up the largest portion. We serve this county using 34 federally funded slots. Child slots were reduced by sequestration to 33.

The population of Madison County appears to be leveling out. The last couple of decades have seen exponential growth as Ricks College, a private two-year college, was converted to BYU-Idaho, a four-year university. In 1990, there were 23,674 residents. As of the 2011 Census adjustment, there are currently 37,456 people who live in the county full time. The population at the University fluctuates from 13,853 in the spring of 2012 to 16,773 in the fall of the 2012-2013 school year. According to BYU Idaho enrollment statistics 7,448 or 44.4% of those students are male, while 9,325 or

55.4% are female. The poverty level here has increased from 32.2% to 36.0% and is mostly influenced by the student population. According to BYU statistics the average age for students is 19 to 24 years of age. The unemployment rate is about 5.0%. The vast majority of the population is Caucasian (95.9%) of which 6.1% are of Hispanic ethnicity. The third largest populations in the Madison county area are Asian, coming in at 1.1%. EICAP Head Start serves this county using 7 TANF slots and 29 Federal slots. We blend services for all children with no distinction between funding sources. In fact most staff members have no idea which source funds which children. Because of sequestration, the number of Federal slots was reduced to 27.

Lemhi County is nestled in the heart of the Bitterroot Mountains. The population is about 7,758 people. The poverty level here is 19.7%. The unemployment rate is 9.2% and is influenced by mining operations in the surrounding areas being put on hold. On the heels of the mine closings during the last decade, only the survivors are hanging on. This county is located three hours from Idaho Falls. Lemhi County is 96.7 % Caucasian, 2.5% are Hispanic. The remaining races reported are fractions of



percentage points. The largest percent of the remaining population, (1.6%), are persons reporting more than one race. Lemhi County has one classroom of 17 federally funded slots. Sequestration reduced the number of children served to 16.

Teton County is the smallest county in our service area with only 10,052

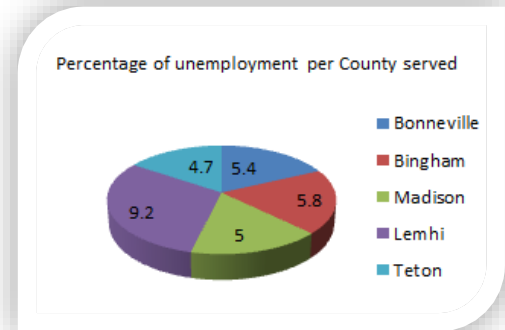
people. The poverty level is 7.9%. Unemployment is higher than the State average at about 6.2%. Unfortunately, this county has been hit with the loss of construction job, which has affected many families throughout the entire county. Teton County is 97.3% Caucasian with a relatively large percentage of Hispanic people (17.2%). Driggs is the county seat and most populated town in the county. Many people who work service jobs in Jackson Hole, Wyoming, choose to live in Teton County because the cost of living isn't as prohibitive. This county also has a large farming community and many jobs are seasonal. This makes winters long and hard for many low income families in that area. We served children in one classroom of 18 federally funded slots located in Driggs. Sequestration reduced the number of children served to 17.

COMMUNITY STRENGTHS AND NEEDS

EICAP Head Start conducted the 2012-2013 Community Assessment in early 2013. In February, policy council approved the tool that we would be using and the committee was formed. Each center manager was given assignments to contact public officials,

faith based organizations, public schools and businesses in their communities. Advocates were tasked to have all parents participate in the survey and given the same survey as the community members. The survey was supplemented with a short questionnaire specific to the participant's role in the Head Start community.

All parties agreed that due to Idaho's beautiful landscape of mountains, lakes, rivers and high desert regions there are many recreational opportunities for all. Most of our service areas are within a couple of hours from Yellowstone Park and the Grand Tetons. In the winter months families can enjoy skiing, snowmobiling, sledding and snowshoeing. In the summer many reservoirs, lakes and streams are available for boating, swimming and fishing. All of these activities can be done with little or no money so many can enjoy.



Surveys and specific questions were completed during February and March. The parent surveys were completed and entered into survey monkey. Each community asked the same questions and compiled their own results. From the summaries, the final results were tabulated and the final analysis was compiled. As with last year's community assessment the most often identified risk group by parents in this year's assessment was the unemployed. Two hundred and eighty three respondents marked lack of employment opportunities as a weakness consecutively throughout the 5 communities. Affordable health care came in second as a weakness for English speaking respondents, while Spanish speaking only respondents felt that affordable childcare was the greatest concern within 5 communities. The downturn of the economy has changed the perception of these respondents due to unemployment rates rising and to the lack of employment opportunities state wide. Community service providers had the same concerns as the parents this year with the lack of employment opportunities ranking number one. It is interesting to note that 30% of parent and community partners also stated they are not seeking employment, even though unemployment was listed as the greatest concern.

Parents and Community members both found the top ten largest weaknesses in our communities ranked as follows:

- | | |
|--|-----------------------|
| 1. Employment Opportunities | 6. Affordable housing |
| 2. Affordable Healthcare | 7. Teen Pregnancy |
| 3. Drug Abuse | 8. Transportation |
| 4. Affordable Recreational Opportunities | 9. Alcohol Abuse |
| 5. Affordable Childcare | 10. Domestic Violence |

Throughout our service areas there were concerns about lack of employment opportunities that have made more families seek assistance from state and federally funded agencies. Community members are seeing more families seeking services as well and struggling to make it within their communities.

Another area of concern with our respondents is substance abuse, as well as diagnosis and treatment for substance abusers. Many of our families deal with aspects of this concern and are caught up in that need to keep their employment or their families together but are unable to walk away from drugs. According to our survey 28.3% of our respondents felt that substance abuse is a weakness in our communities. As a result of life choices some families are dealing with incarcerated parents who are out of the home because of drug convictions. Unfortunately there are few programs in the community to help families deal with substance abuse that are free of charge, so families are coping on their own. Families that do receive services through the county are generally court ordered to attend mental health drug court. In Teton county area the local sheriff was interviewed and stated “the lack of affordable mental health specialist in their area, creates a lot of situations where jail is a troubled individual’s only option.” He feels this is especially true for the youth in the area, because there are no support systems or community groups for them to participate.

In our most remote county of Lemhi, the overall consensus from those interviewed was that Lemhi county is the most at risk community due to lack of resources. These resources include lack of education and employment opportunities. The lack appropriate programs or assistance for drug and alcohol concerns is also a concern. Even though they are a small population center, drugs and alcohol abuse is huge concern in many households.

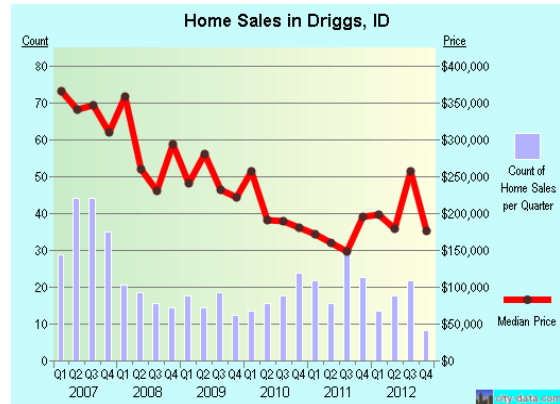
Along with the challenges, each community identified strengths. The following areas were seen as the top five strengths in our service area.

- Family Togetherness,
- Religious Involvement
- Recreational Opportunities,
- Affordable Housing
- School Involvement

Affordable housing made both lists, because affordable rentals are hard to find but when they are available they meet the needs of families within the five communities. While most of the respondents valued the affordable housing opportunities in their community, Driggs didn’t feel the same. As a bedroom community to Jackson Hole, Wyoming, prices in their valley are continually rising. This farming community survives because of several multi-generation family farms. Many households have 1 to 2 families living together in order to survive in that area. Housing and real estate costs prohibit

new low to middle income families from purchasing homes there, even though the housing market had decreased rapidly since 2007. An average cost for rentals in this area begins as low as five hundred dollars to as high as fifteen hundred dollars a month for some of these families.

Even with high cost looming over families, the survey showed that family togetherness is a strength within their individual communities coming in at 70.0%, followed by religious involvement at 49.8%. Many of the churches within the communities offer financial support as well as spiritual support to many of the families in their area. In Blackfoot, Pastor Hoobing, of the Lutheran church, said that they provide meals every Tuesday night free to the community. Additionally, they are continually working to provide food boxes to the families in his community.



Other Programs Serving Children in the Area and collaborate services with Head Start

We are very fortunate to have some partners within our communities that are meeting the needs of at least some of the state’s children from birth to five years old. As a program we get many referrals from these agencies. These partners include the following:

The Infant Toddler Program

The Infant Toddler Program helps children from birth to age three who have a developmental delay. All babies need to learn an incredible amount in the first few months and years of life. Those with developmental delays require special assistance early in life so they can develop to their potential. The Infant Toddler Program is available statewide and provides a variety of therapeutic, educational and supportive services to help both the child and his or her family.

The Infant Toddler Program uses a sliding scale in its program. Required services provided by the Idaho Infant Toddler Program are listed in the Individuals with Disabilities Education Act (IDEA), Part C, and include:

- Assistive technology
- Family counseling and home visits
- Audiological services
- Health services
- Developmental therapy
- Medical services

- Nursing services
- Nutrition services
- Occupational therapy
- Physical therapy
- Psychological services
- Respite care (authorized by Idaho Code)
- Service coordination services
- Social Work services
- Speech Language therapy
- Transportation
- Vision services
- Other professional service

*****During SY 2012-2013, Three hundred and thirty five children in region 6 received infant toddler service, while five hundred and nineteen in region 7 had services from this program.***

The Idaho State School for the Deaf and Blind is the center of educational expertise for these children, their families, and local education providers. ISDB's residential and outreach programs provide a continuum of educational opportunities, services, and supports designed to ensure these children achieve their highest potential. The ISDB is dedicated to promoting and maintaining excellent and comprehensive educational opportunities for every deaf, hard of hearing, blind and visually impaired person from birth to 21 years of age in the State of Idaho. They provide wide array of assistance opportunities to ISDB students, both in Gooding and throughout all of Idaho. They equip their students with everything from progressive assistive technology to summer camp learning experiences.

Eastern Idaho Public Health District (EIPHD) offers a wide variety of special health clinics for children with everything from physical and neurological issues to cardiac clinics and orthopedic clinics. They provide services for Bonneville, Clark, Custer, Fremont, Jefferson, Lemhi, Madison, and Teton Counties. Eastern Idaho Public Health District provides clinics, health education, consultative services, and referrals for special medical care, environmental health protection, and epidemiological investigation. Their community resources include the community family clinics in Idaho Falls, Blackfoot and Roberts, the upper valley community clinics serve Madison and Fremont Counties and they provide a list of dental resources that accept low income families. Each of these resources accepts all major insurances as well as Medicaid, Medicare and a Sliding Fee Scale, which is available for patients who could not otherwise afford healthcare. We are fortunate to have our Health Specialist participate on the chronic disease board with EIPHD and have a partnership that enables us to pick up yearly immunization time block schedules for our Head Start families. The director of the WIC program also participates on our Health Services Advisory Committee for Head Start which allows us to get the latest health information for our program and families.

Local School District Collaborations – EICAP’s service area covers 19 different school districts. All of these districts serve children with disabilities of 3-4 year olds in developmental preschool programs. Unfortunately, EICAP Head Start hasn’t received permission to serve five of these counties. As a result, the counties of Butte, Clark, Custer, Fremont and Jefferson remain un-served. The need for Head Start is most prevalent in Jefferson County where there are very few pre-school options as well as a larger population than the other un-served counties. This year the survey was sent out through the Jefferson County school website and we received 204 responses from those families in that county. This response was larger than the 138 responses we had from our service area of Bonneville County. Jefferson County currently has only 5 licensed daycare programs, 6 licensed in home daycare programs and roughly 2,272 children under the age of 5 years old. Only 60 of those children are being served through the developmental preschool program in Jefferson County. There are approximately 2, 829 families living below poverty in that county and 289 children from those families that may not be receiving any type of preschool at all.

*According to the Idaho Head Start 2012 data book there are 24,870 low income eligible children in the state, with 5,023 being served by Head Start and 19,847 or 80% not being served. In our program area there are roughly 3,092 low income eligible children, 246 that were enrolled and 3,656 or 94% not being served. **Thirteen percent** of those unserved children **reside in Jefferson County**. We opened our assessment to un-served Jefferson County and we 45.1% of respondents from the entire survey, came from that county. Our largest served county is Bonneville. Only 30.5% of survey responses came from there. This indicates an overwhelming need for services in that county, including quality pre-school services.*

Our partnerships with **Lead Educational Agencies** in our service areas have been significantly strengthened over the past few years. Head Start has created strong lasting relationships with educators and child focused professionals within our communities. We work together to make sure that children with disabilities are identified early and receive the services that they need. Sometimes, the best placement for the child is Head Start, but in some instances, the school district is the best placement. With the partnership of the LEA, we encourage families to participate in dual enrollment between the two programs when a child has been identified with a disability and require services.

We currently have 11 districts that we coordinate services with and share in professional development opportunities. Those school districts include:

- Madison School District #321
- Sugar Salem District #322
- Idaho Falls School District #91
- Bonneville School District #93
- Blackfoot School District #55
- Snake River School District #52
- Salmon School District #291
- Teton School District #401
- Blackfoot School District #55
- Snake River School District #52

- Salmon School District #291

All school districts provide developmental preschools to the community free of charge. Additionally, speech therapy, occupational therapy, physical therapy and developmental therapy are provided at no cost to participants. Each of the districts offers transition services to kindergarten or from the infant-toddler program to preschool. We work together on special education placement for Head Start children and collaborate in all IEP meetings. If a child does not qualify for IEP services, school districts assist Head Start in providing additional resource information for our parents and possible contacts for outside agencies. We have signed interagency agreements with all of the school districts listed above and participate in kindergarten transition and child find activities.

Unfortunately, there are still many three and four year old children throughout the counties that are not receiving any types of services. According to the 2012 Idaho Kids Count Census, the following numbers of children are not enrolled in any school program in the individual counties:

- Bonneville – 2,049
- Bingham – 1,209
- Teton - 142
- Madison – 924
- Jefferson – 592

EICAP Head Start also participates in the RECC (Regional Early Childhood Committee) along with the local districts. This committee works together to provide information to the community about early childhood education and the importance of intervention. RECC also provides professional development opportunities for parents, school district and Head Start staff. The committee represents our region when working with the Idaho State Department of Education. They provide information on any changes that early childhood educators need to be aware of within our region and offer solutions to many problems. This year they have started a Facebook page for parents and professionals to access for training opportunities or community events.

Nutrition

At EICAP Head Start, we support families with preventive health needs and offer nutritional education. During the 2012-2013 school year, many parents requested healthy eating and nutritional information. One main concern was how to feed families on a budget. Another challenge for families was knowing how to make nutritious meals including more grains, vegetables and fruits. Head Start partnered with a local registered dietician to provide personalized coaching for families to learn more on healthy eating and meal planning on a budget. Other families also get nutritional information and support from WIC.

Health Screenings

We found that many parents are not aware of the benefits of preventative exams and screenings. Through educating the parents on the benefits of well child exams, oral exams and lead screenings, parents were more proactive on getting their children to necessary appointments. As we shared information about community health resources, we saw an increase throughout the school year in preventative exams and screenings. Parents want to raise their children to be healthy but struggle to bear the financial burden of their children’s health.

Lead Screenings

One challenge we faced this year was getting providers to complete lead screenings. Some providers see no benefit of these screenings. Many are frustrated with the amount that Medicaid pays and the level of paperwork needed. Others don’t have proper equipment to measure the lead levels in children using a finger prick. Without this equipment, the provider must do a full blood draw to test the lead levels of the child. Parents are also hesitant to traumatize children with such an invasive procedure. According to the *Idaho Kids Count Health Status Report*, many Idaho children are never tested for lead. A study of lead tests in children enrolled in Idaho Head Start programs reveals some alarming statistics revealing above lead levels in some children. EICAP Head Start continues to educate parents about the benefits of lead screenings and the importance of advocating for their children’s health.

Child Health Measures 2012-2013	EICAP Head Start 3-5 yrs old	Idaho Children 0-5 yrs old*	Nationwide Children 0-5 yrs old*
Children that received preventive medical care visit (Well child exam)	96%	86.5%	89.7%
Children that received preventive dental care visit (Oral exam)	96%	58.5%	54.3%
Children that have health care coverage	98%	96.2%	95.4%
Children that are current with required immunizations	96%	85.8%**	N/A

*Statistics from www.childhealth.org **Statistics from www.idahokidscount.org

Most counties have some sort of health care facility available to them, yet many people are unable to access health care because many of the employment opportunities are part time or minimum wage jobs that do not carry insurance benefits. Even in these under employed circumstances, these jobs are above the allowable income for state assistance. Health care facilities require down payments and copays up front. This keeps many families from attending to medical needs because they just don't have money to pay for services. Medicaid cuts have reduced services to many families.

Economic Challenge

The effects of the nationwide financial downturn are still affecting Idaho families. People are struggling to find and keep a living wage job. According to the living wage calculator of Idaho, a family five must earn \$44,239 in order to provide adequate support, while a single person will have to earn at least \$16,226 dollars. This is hard to achieve for many of our families, when minimum wage in the state is only \$7.25 an hour. Living wage jobs are harder to find in this economy and families are struggling to make it on a daily basis. According to the Idaho Department of Labor, in Bonneville county trade, utilities and transportation account for more than a quarter of the county's jobs with trade considerably outpacing the others. Average employment increased by over 2,900 jobs between 2001 and 2011, while average annual wages increased by over \$5,300. Unfortunately not all counties in our service areas have had the increase in employment opportunities. These numbers were collected from the Living Wage Calculator at www.livingwage.geog.psu.edu.

Because so many Teton county residents commute to Wyoming for higher paying jobs, wages for the county are essentially depressed. Employment decreased by 1.6% between 2010 and 2011. Construction has decreased by 13% between 2010 and 2011. Since 2007, new construction has fallen by 72% in this area. This type of trend increases the strain on families just trying to survive.

Housing

Even now with the costs of home ownership at an all-time low, homeowners are facing foreclosure at alarming rates. Additionally, new properties are sitting unsold and empty. However, according to the associated press the number of home foreclosure filings in Idaho has dropped by 8 percent since February 2013. Idaho Business Review reports the state now ranks 21st in the nation for home foreclosures, down from its spot at 20th during the early months of 2012. For years Idaho ranked among the top ten states with high foreclosure rates. But the state's ranking has gradually declined, and its current rate now falls below the national average.

The rent affordability for our area is \$550 a month for a two bedroom apartment. This is lower than the \$800 state average and significantly lower than the national average of \$928 per month. According to the living wage calculator for the state of Idaho a family of one adult and one child will need to make \$2571 a month after taxes to maintain a household, have transportation and cover medical expenses.

County Highlights

	Madison	Lemhi	Bonneville	Bingham	Teton	Jefferson**
Population Change*	-0.2%	-2.2%	2.3%	0.3%	-1.2%	2.1%
Total Population	37,456	7,758	106,684	45,474	10,052	26,684
Poverty Rate	36%	19.7%	10.6%	15.4%	7.2%	10.6%
Median Household Income	\$33,791	\$40,270	\$51,311	\$46,169	\$52,444	\$52,799

*(from previous census) ** (not a served county)

Bonneville County shows the greatest growth and the lowest poverty in our service area. Lemhi County shows the highest decline in population as well as the highest poverty rate in our service area. According to the department of labor employment decreased 4% between 2010 and 2011. Their unemployment rate of 8.8% in 2013 is higher than the state average of 6.2%.

NEEDS AND POSITIVES IDENTIFIED BY PARENTS AND COMMUNITY MEMBERS

Four hundred and thirty six respondents answered the income questions on the parent survey. Of those, 22.9% of respondents make less than \$10,000, with a total of 32% making less than \$30,000 annually. Out of 443 respondents 30.5% state that they often worry that their income may not cover their living expenses. There were only 7% of those that said they never worry.

When asked about working hours, 44.6% of respondents said they worked over 20 hours a week, 14.4% worked less than 20 hours, while only 5% of them surveyed were actively seeking work. An overwhelming 34% of 444 respondents that said they are not employed and are not seeking employment. In addition, **when asked if education limited their ability to get a job 74.3% of our respondents said no.** Only 29.3% of

them state they had some college experience, while 22% reported they only had a high school diploma.

*Obviously, the importance of education to this group of respondents is not reality. Also, can these respondents understand having a job that easily meets their families' needs? **If we are going to be successful in helping families make permanent and positive changes in their lives, we need to help them understand the importance of education.** Not only do we need to help families see the importance of it, but we must do all that we can to instill the desire in Head Start children to get all the education that they can.*

There continues to be a lack of knowledge in our community about Head Start and what it does. There is a belief that Head Start is only for migrant families or for children with disabilities. Many community partners know what we do, but there are still many elected officials and even some schools who don't understand what we do. Feedback from the survey was more positive this year in regards to the services we provide. Most community providers believe that working with families to become more self-sufficient will eventually help them out of the cycle of dependency on state programs. One of the partners from the Driggs school district felt that head start offers a wide variety of resources to families and a quality educational experience to their children. This overall experience increases school readiness skills for the children, but their families as well.

Several elected officials showed an eagerness to come into the centers to read to children as well as an interest in helping us fulfill our mission. The mayor of Blackfoot has asked the center manager to speak to the rotary club to help further awareness in the community of the Head Start program and what we do. He has offered to read to children and donate what they can to accommodate our needs in that community. In the Madison county area the BYU leaders want to continue working with Head Start program when they need their students to fulfill intern opportunities for their degrees in education. They feel that "Head Start is a great addition in attracting BYU student with children", because those children have a quality program to attend.

RESOURCES IN THE COMMUNITY

Our families come to Head Start to receive the best free early childhood education for their children. EICAP Head Start is part of an organization that provides an abundance of resources for them to utilize. As part of a community action agency, we are able to offer additional services for low income and struggling families. Our agency provides energy assistance, weatherization, a food bank, a homeless shelter, low income housing, homeowners program and senior programs.

In an effort to remove barriers to our low income families, EICAP offers a free GED program at our Haven Shelter. We have since extended this to our outreach center in

Salmon. Thirteen hundred twenty-two students have enrolled in the GED program since its inception in March of 2008. To date, four hundred seventy-six have completed GED. Seventeen of these graduates identified themselves as Head Start families. In addition, six families have been assisted since September of 2012 with continuing education funds for college courses, totaling around \$56,500 from EICAP’s Community Services division.

EICAP Housing provides safe affordable housing to 376 low income households. Our Homeless to Homeowners program provides housing and one on one counseling to move families from being homeless to main stream housing. EICAP’s Mutual Self Help Housing helps families build equity as they build their own homes. The Weatherization program makes homes safer and more comfortable for families by completing energy audits and repairing windows, insulating and installing furnaces in homes of people who qualify for help.

Because no one agency can meet the needs of all people, EICAP Head Start has established partnerships throughout the community to help meet family needs. When families enroll in Head Start, they are given a community resource directory to make them aware of programs and services in the community. Additionally, each family is assigned a family advocate to help them assess their goals and needs. Services and even home visits are individualized to help meet the family needs.

The following is a list of some community partners:

COMMUNITY RESOURCE DIRECTORY		
UPDATED – April 2012		
ABUSE		
ADULT PROTECTION SERVICES – EICAP	935 Lincoln rd.	522-5391
C. A. S. A.	445 N. Capital Ave	523-6525
HELP, INC	1465 Hoopes Ave	522-5545
24 hour Crisis Line		521-4999
DOMESTIC VIOLENCE INTERVENTION CENTER	1050 Memorial Dr	529-4352
H&W CHILD PROTECTION SERVICES	150 Shoup Ave.- Suite 19/3rd floor	528-5900
RAPE CRISIS LINE		525-1831
RAPE RESPONSE & CRIME VICTIM CENTER	482 Constitution B-11	522-7016
	24 Hour Call Number	521-6018
SAFE PLACE	Limited private referrals are accepted.	
ADDICTION/SUBSTANCE ABUSE		
AL-ANON		522-4947
ADDICTION REHABILITATION ASSOCIATION, INC (ARA)	163 E Elva	522-6012
ALCOHOLIC ANONYMOUS		524-7729

COMMUNITY ASSESSMENT SUMMARY

CROSSROADS COUNSELING	115 E 16th Street	529-4673
DISCOVERY HOUSE	2222 Teton Plaza Suite 2	542-0694
FAMILY RECOVERY CENTER	589 N. Water	535-0175
INSIGHT COUNSELING	2610 Channing Way Suite B	528-6400
JOSHUA D. SMITH ASSOCIATES	452 D. St	524-5607
LDS FAMILY SERVICES	1600 John Adams Parkway	529-5276
MEYERS COUNSELING SERVICES, INC	3345 S Holmes, Suite B	528-6853
NARCOTICS ANONYMOUS		525-1805
WELL SPRING COUNSELING	1970 E. 17th St. Suite 111	557-7500
WALKER CENTER	In-patient services in Gooding, ID	800-227-4190
After care services	452 D. St., Idaho Falls	552-7100
DEVELOPMENTAL REHABILITATION SERVICES		
4 SOLUTIONS	550 2nd Street , Suite 262	542-2400
DESERET INDUSTRIES	450 E Street	524-3300
DEVELOPMENT WORKSHOP INC	555 W. 25th	524-1550
HUMAN SERVICE CONNECTION	841 Oxford	523-2490
IDAHO COMMISSION FOR THE BLIND	689 Park	525-7028
IDAHO DIVISION OF VOCATIONAL REHABILITATION	1825 Hoopes	525-7149
IDAHO INDUSTRIAL COMMISSION - Rehabilitation Division	1820 E. 17th St	525-7248
JOSHUA SMITH FOUNDATION	756 Oxford	523-5674
OPTIONS, INC.	220 Ash	552-9500
	401 May	524-6203
	20501/2 1st. Street	535-0200
SCHOOL FOR THE DEAF AND BLIND	3100 Rollandet	525-7298
TRANSITIONS, INC.	403 1st. St	524-5771
INFANT TODDLER PROGRAM/CDC	150 Shoup, Ave. Suite 19	528-4070
ADULT EDUCATION		
EASTERN IDAHO TECHNICAL COLLEGE	1600 S. 25th E	524-3000
http://www.eitc.edu		800-662-0261
BYU-IDAHO CONTINUING EDUCATION CENTER	1776 Science Center Drive	523-4682
COMMUNITY COUNCIL OF IDAHO	637 Park	524-0980
HUMAN RESOURCE SOLUTIONS	555 W. 25TH St	524-1550
JOB CORP	150 Shoup Ave, Suite 13	525-7000
UNIVERSITY PLACE	1784 Science Center Drive	
	Student Services	282-7800
	Continuing Education	282-3155
EMPLOYMENT SERVICES		
COMMUNITY COUNCIL OF IDAHO	2084 E 25TH	524-0980
DEPARTMENT OF COMMERCE AND LABOR www.cl.idaho.gov	1515 East Lincoln Road	557-2500
DEPARTMENT OF COMMERCE AND LABOR		
Veterans Representative	150 Shoup Ave	557-2500
DEVELOPMENT WORKSHOP, INC	555 W 25th Street	524-1550
EASTERN IDAHO COMMUNITY ACTION PARTNERSHIP (EICAP)	935 Lincoln Rd nine counties- 16 locations	522-5391 800-632-4813
IDAHO DIVISION OF VOCATIONAL REHABILITATION	1825 Hoopes	525-7149

COMMUNITY ASSESSMENT SUMMARY

IDAHO INDUSTRIAL COMMISSION	1820 E 17th Street	525-7248
LDS EMPLOYMENT www.ldsjobs.com	837 Park Ave	523-4880
TRANSITIONS, INC.	1920 E 17th Street	524-8898
FOOD ASSISTANCE		
DEPARTMENT OF HEALTH & WELFARE	150 Shoup Ave. Suite 19/3rd floor	528-5800
EASTERN IDAHO GLEANING PROGRAM	590 W. 19th St	522-5391
COMMODITY DISTRIBUTION		
IDAHO FALLS COMMUNITY FOOD BANK	245 Placer	524-9935
Need referral. Mon – Fri, 4-5 pm.		390-1952
MEALS ON WHEELS	535 W. 21 st St.	522-4357
ST. MARK'S SANDWICH KITCHEN	301 S. Boulevard	529-1642
Lunch 12:30p.m. -1:30p.m. Sat - Wed for homeless or needy people.		
ST VINCENT De PAUL	433 May St	522-6280
SALVATION ARMY	605 N. Blvd	522-7200
HEALTH AND SOCIAL SERVICES		
AMERICAN RED CROSS	540 3rd St.	522-8262
BIG BROTHERS - BIG SISTERS OF SOUTHEAST IDAHO	478 Shoup	523-4842
BONNEVILLE COUNTY SOCIAL SERVICES	605 N. Capital, Rm 106	529-1350 Ext. 1385
COMMUNITY COUNCIL OF IDAHO	2084 E 25TH	524-0980
EIRMC SOCIAL SERVICES	3100 Channing Way	529-6111
REGIONAL COUNCIL FOR CHRISTIAN MINISTRY	237 N.Water	524-9935
DEPARTMENT OF HEALTH AND WELFARE www.healthandwelfare.idaho.gov	150 Shoup Avenue	528-5800
EASTERN IDAHO PUBLIC HEALTH DISTRICT	150 Holipark	522-0310
	Environmental Health	523-5382
	Home Health Care	523-8016
	WIC	522-3823
ENERGY ASSISTANCE	935 Lincoln Rd	522-9276
F.I.S.H(Friends in service here)	301 S. Boulevard	521-2631
INDIAN HEALTH CENTER	FORT HALL	238-2400
LDS FAMILY SERVICES	1600 John Adams Parkway Suite 102	529-5276
LIFE, INC	2110 S. Rollandet	529-8610
MOUNTAIN VIEW HOSPITAL	2325 Coronado	557-2570
ST. VINCENT DE PAUL CHRISTIAN MINISTERIES	433 May	522-6280
http://www.needymeds.com	Medication Program	528-6337
SOCIAL SECURITY ADMINISTRATION	825 Shoup Ave.	522-7992
School District #91	690 John Adams Parkway	525-7513
VETERAN SERVICES		
VA Regional Office	805 W Franklin St., Boise, ID 83702-5560	800 827-1000
VETERANS OUTPATIENT CLINIC	1651 Alvin Ricken Dr., Pocatello	232-6214
VET CENTER	1800 Garrett Way, Pocatello	232-0316
HOTLINES		
ALANON Answering Service		522-4947
ALCOHOLICS ANONYMOUS		524-7729
CHILD HELP U.S.A.		800-422-4453

COMMUNITY ASSESSMENT SUMMARY

COCAINE HOTLINE		800-COCAINE
CONSUMER CREDIT MANAGEMENT SERVICES		524-1850
		800-388-2227
DEPT. OF HEALTH AND WELFARE – CRISIS HOTLINE	Children	528-5900
	Adults	528-5700
HELP, INC	Rape and Abuse	522-5545
NARCOTICS ANONYMOUS HOTLINE		525-1919
NICOTINE ANONYMOUS		535-2297
RUNAWAY CRISIS LINE	24 hour/Transportation home	800-621-4000
SUICIDE EDUCATION AND PREVENTION HOTLINE		522-0033
		800-564-2120
HOUSING - SHELTERS/ASSISTED LIVING/LOW INCOME		
BEEHIVE HOMES	1140 Science Center Drive	542-6856
CITY OF REFUGE	840 Park Avenue	552-5575
CLUB INC	545 3rd St	524-8143
EASTERN IDAHO COMMUNITY ACTION PARTNERSHIP (EICAP)	935 Lincoln Rd	522-5391
F. A. I. T. H.	737 Cleveland, Apt #1	522-1056
IDAHO HOUSING AND FINANCE ASSOCIATION	390 W. Sunnyside	522-6002
THE HAVEN (EICAP)	2480 S. Yellowstone	523-6413
SHEPHERD'S INN	437 Parkway Circle	228-2014
YELLOWSTONE GROUP HOMES	3250 Rollandet	523-9839
INFORMATION SERVICES		
AIDS AND SEXUALLY TRANSMITTED DISEASES	National AIDS Information	800-458-5231
		800-342-AIDS
	Hearing impaired	800-AIDS-TTY
	Spanish	800-344-SIDA
	National Sexually-transmitted Diseases	800-227-8922
	District 7 Health Dept	522-0310
AMERICAN ASSOCIATION OF RETIRED PERSONS (AARP)		800-424-3410
AMERICAN CANCER SOCIETY		238-8283
		800-632-5934
AMERICAN DIABETES ASSOCIATION		232-2767
AMERICAN HEART ASSOCIATION		232-3743
ARTHRITIS FOUNDATION		800-283-7800
BONNEVILLE INTERAGENCY COUNCIL (BIC) bicmeeting@gmail.com	Burke Webster	529-7381
COMMUNITY RESOURCE CENTER	888 Shoup	528-5600 ext. 3024
EPILEPSY FOUNDATION	800-237-6676	529-3580
HUMAN SERVICE CENTER	3100 Rollandet	524-0997
IDAHO CARELINE	211	800-926-2588
	TTY and Speech Impaired	332-7205
IDAHO CENTER ON DEVELOPMENTAL DISABILITIES		800-IDA-TECH
IDAHO PARENTS UNLIMITED (IPUL)	800-242-IPUL	523-3572
IDAHO STATE COUNCIL ON DEVELOPMENTAL DISABILITIES	800-544-2433	208-334-2179
MOTHERS AGAINST DRUNK DRIVING (MADD)		800-253-MADD

NATIONAL FEDERATION OF THE BLIND OF IDAHO		208-343-1377
PARENT CENTER	3385 Iona Road	525-4413
REGIONAL COUNCIL FOR CHRISTIAN MINISTRY	237 N. Water	524-9935
SENIOR PROGRAMS (EICAP)	935 Lincoln Rd.	522-5391
RSVP		
INFORMATION AND ASSISTANCE	Ext 1030 or 1014	
STATE OF IDAHO INFORMATION		208-334-2411
UNITED WAY	151 N Ridge	522-2674
www.unitedwayif.org		
VETERAN'S AFFAIRS SERVICE OFFICE	605 N. Capital Ave	529-1350 Ext. 1385
LEGAL SERVICES/ADVOCACY		
ADULT PROTECTIVE SERVICES (EICAP)		522-5391 Ext. 1055
CO-AD INC	Advocacy for disabled persons.	232-0922/800-632-5125
IDAHO LEGAL AID SERVICES	482 Constitution Way, Suite 101	524-3660
CHARITABLE CONTRIBUTORS		
Rexburg Humanitarian Room	611 N. 2 nd E	356-0066
Idaho Falls Humanitarian Room	305 E. St	524-3300
Blackfoot Desert Industries	350 Ash	785-0607
Idaho National Laboratories	Contact-Laurie Priest	526-9154
UPS (Toys for Tots Literacy)	Contact-Barbara	528-6100
Wal-Mart (Angel Tree) Ammon	Contact-Emily	528-8703

RECOMMENDATIONS FOR PROGRAM IMPROVEMENT

In the current environment where there is so much uncertainty in the employment and financial markets, Head Start eligible families are affected by cuts in programs on which they depend. Because these concerns will be with us for a long time, parents need to learn to advocate for themselves. In accordance with that design, we intend to do the following:

- Advocates will encourage families to set goals in the area of self-sufficiency.
- Policy council participants will continue to use committees to do the work of the council. From these committees, members will report recommendations for policy council actions.
- Policy council members will be encouraged to be more involved at their centers. They will be held accountable to report at each parent meeting and bring necessary numbers from their center to policy council meetings.
- Head Start will begin full implementation of the Family and Community engagement frameworks. The management team will continue to work on building our school readiness crosswalks, utilizing it as a working document.
- Parent orientation will be revamped to help parents understand the importance of talking to and working with their children. If they understand that they are

capable of making a difference in the lives of their children by simple things, they can be empowered to make that difference.

- Head Start employees will continue to focus on helping parents complete additional education, beginning with GED requirements. Staff members will also continue to encourage post-secondary education.
 - Head Start will offer opportunities for parents to learn about assistance in completing an education.
 - Family goals will continue to focus on self-sufficiency.
 - College fair information will be distributed to families so that they can participate, educational resources such as the Haven, Ashford University and local universities.
 - Advocates will spend time on each home visit with parents discussing self-sufficiency goals and where applicable, emphasizing the importance of gaining additional education.
- Children in classrooms will more consistently hear phrases like:
 - “When you finish college....”
 - “When you become a doctor, nurse, scientist.....”

These types of phrases assume that each child will attend and finish college. By increasing the frequency of these types of comments, we hope to have children develop their own expectations of completing a university degree.

- Teachers will focus on kindergarten readiness skills to prepare the children for transition to public education.
- Teachers will show outcomes three times a year on children’s progress as it pertains to school readiness
- Teachers will make sure when making referrals to the local LEA’s additional documentation will be submitted in order to help them process the referral more quickly.
- Staff will work with management to understand their role in family engagement processes, increasing Head Start’s reach beyond the two years of their child’s enrollment.
- Continue to bring cooks into the classroom. Increase food experiences at parent nights giving parents resources to plan and serve healthier meals.
- Finalize partnership with EICHD WIC office.

- We will continue to request expansion funds to serve children in Jefferson County and other unserved counties as those opportunities become available.
- We will continue to encourage parents to participate more in the classroom to increase family engagement and In-kind contributions.
- We will dedicate more effort in educating and training parents on In-kind areas.